

WSS ROPE CERTIFICATE PORTAL

Instructions for use


If you have any issues using your Express login, please contact Onix Support on e-mail support@onix.no.

Receiving Onix Express user access

1. To get access to Onix Express we must first register your company for this access type. If you are in doubt about your access you should contact our Timm Support email address to receive assistance: WSS.OSL.TIMM.SUPPORT@wilhelmsen.com
2. To login to Onix Express you should enter via our WSS Rope Certificate Portal:

<http://www.wilhelmsen.com/marine-products/ropes/find-your-rope-certificates-in-an-instant/>

From there you can enter Onix Express by clicking “here” as shown below:



Certificate
 Client: SOLVING ASA, Petroleum Clipping Milling Co
 Cert#/Date: 2225

Order No: 12256 102 Customer Order No: 602056002

Item No	Description
01-007	Item Name: 3 8mm 130m 130m Product: Spun 130 mm size High Performance Polyester Wilhelmsen Breaking Force (kN): 301.0kN Wilhelmsen Breaking Force (kN): 41.0kN Manufacturer No.: 30000000- Manufacturer e-mail: ISO 9001:2008, ISO 14001:2004 Tel: +47 22 07 20 00

How to login:

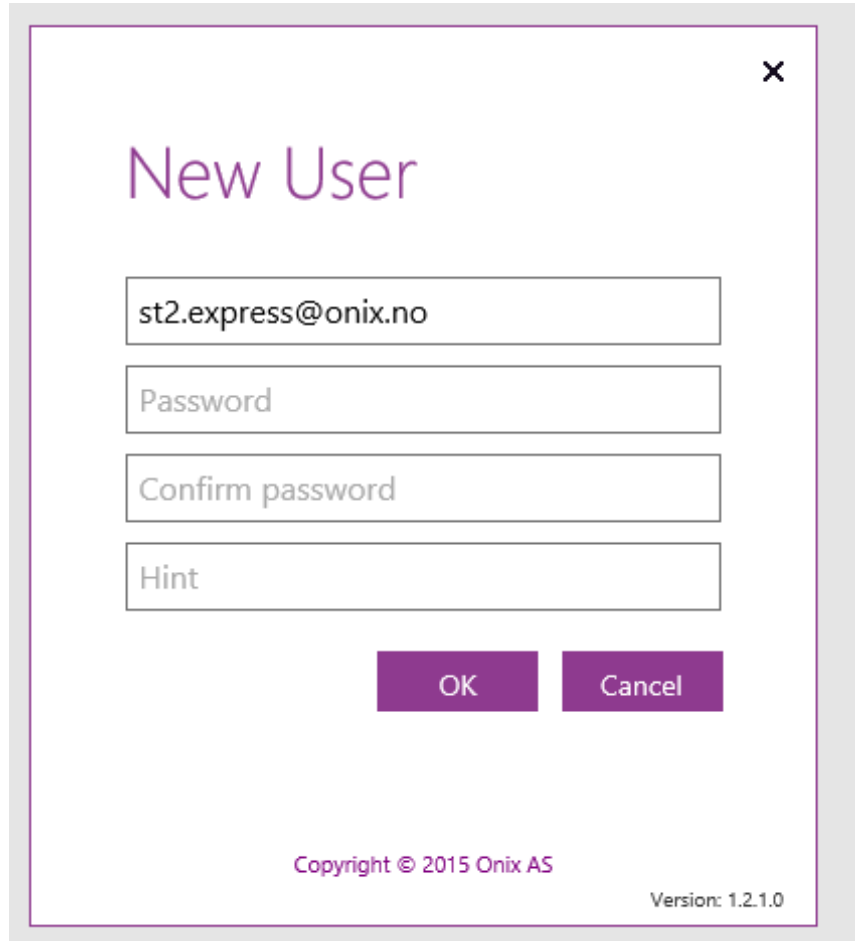
1. Our certificate application is available if you click [here](#).

WSS ROPE CERTIFICATE PORTAL

Instructions for use

3. We can register you as an Express User and send you an invitation by email. Follow the instructions contained in this email. Your username will be your email address for logging in.

You create your own password when you log in for the first time (see below). Then click "OK", and log in.

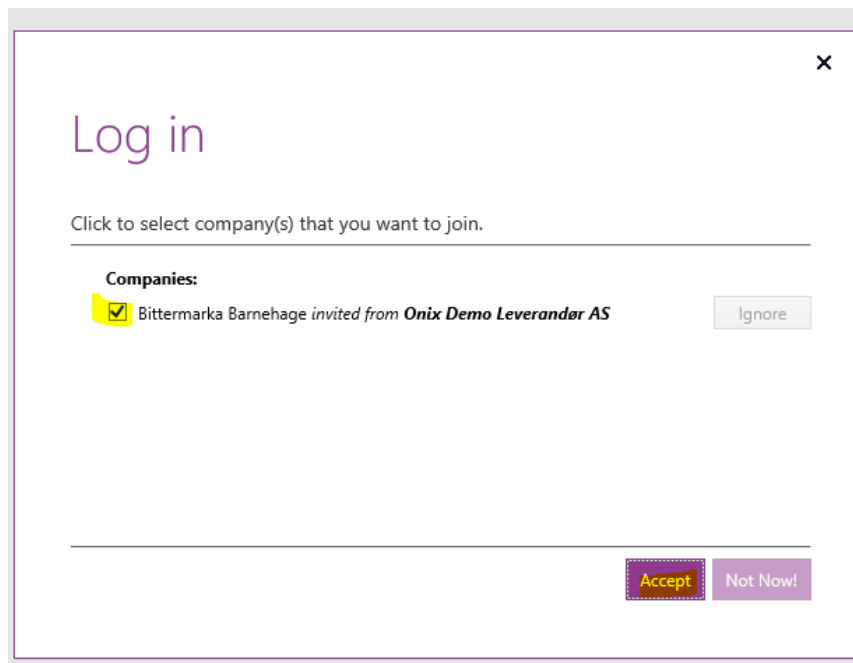


The screenshot shows a web form titled "New User" with a close button (X) in the top right corner. The form contains four input fields: "Email" (with the value "st2.express@onix.no"), "Password", "Confirm password", and "Hint". Below the fields are two buttons: "OK" and "Cancel". At the bottom of the form, there is a copyright notice "Copyright © 2015 Onix AS" and a version number "Version: 1.2.1.0".

WSS ROPE CERTIFICATE PORTAL

Instructions for use

A new dialogue appears when you accept the invitation (see below), in this one you choose which company/companies you want to access and choose “Accept.”



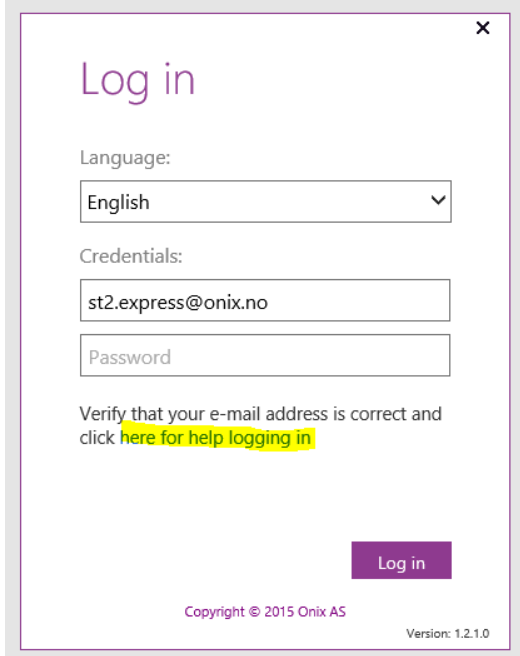
What should I do if I have forgotten my password?

1. Click the link “help logging in”

If your company has received Express log-in access via WSS, then you can also click “help logging in” to create your own Express User.

WSS ROPE CERTIFICATE PORTAL

Instructions for use



Log in

Language:
English

Credentials:
st2.express@onix.no
Password

Verify that your e-mail address is correct and click [here for help logging in](#)

Log in

Copyright © 2015 Onix AS
Version: 1.2.1.0

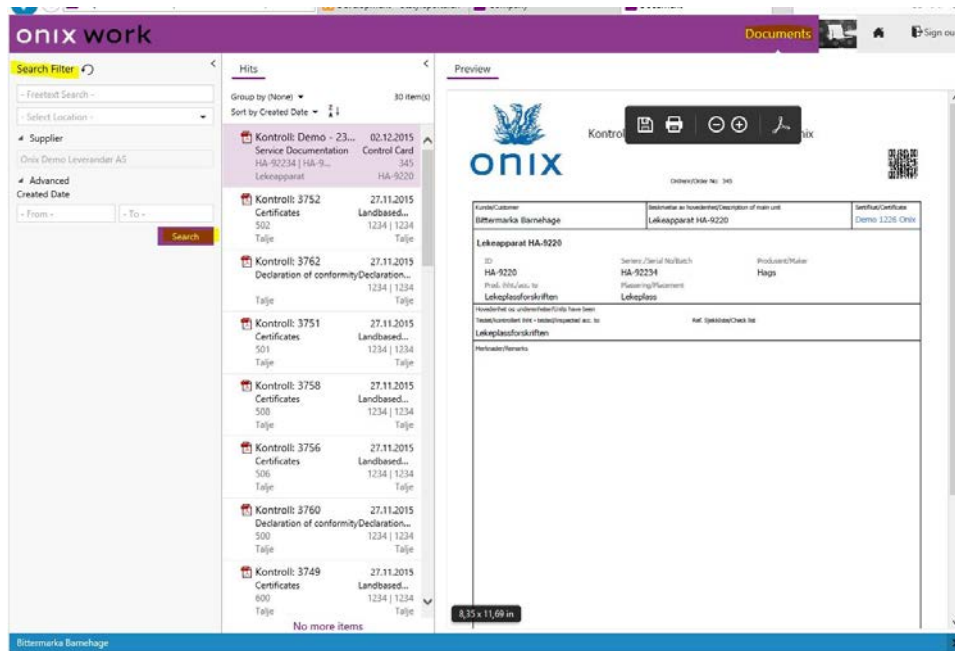
2. An email will be sent to the email address you have entered as a username in credentials.
3. Via the email you receive you can do any of the following:
 - a. Check password hint
 - b. Change password
 - c. Create your own express user (if your company has been seup by WSS from Express access). This would need checked with us if you are unsure

Getting started with Onix Express

1. Now that you have gained access to Express you will come to the homepage after login
2. Click “Documents” in the right-hand corner
3. If you click “Search” you will find all the documentation that has been created by us for your company

WSS ROPE CERTIFICATE PORTAL

Instructions for use

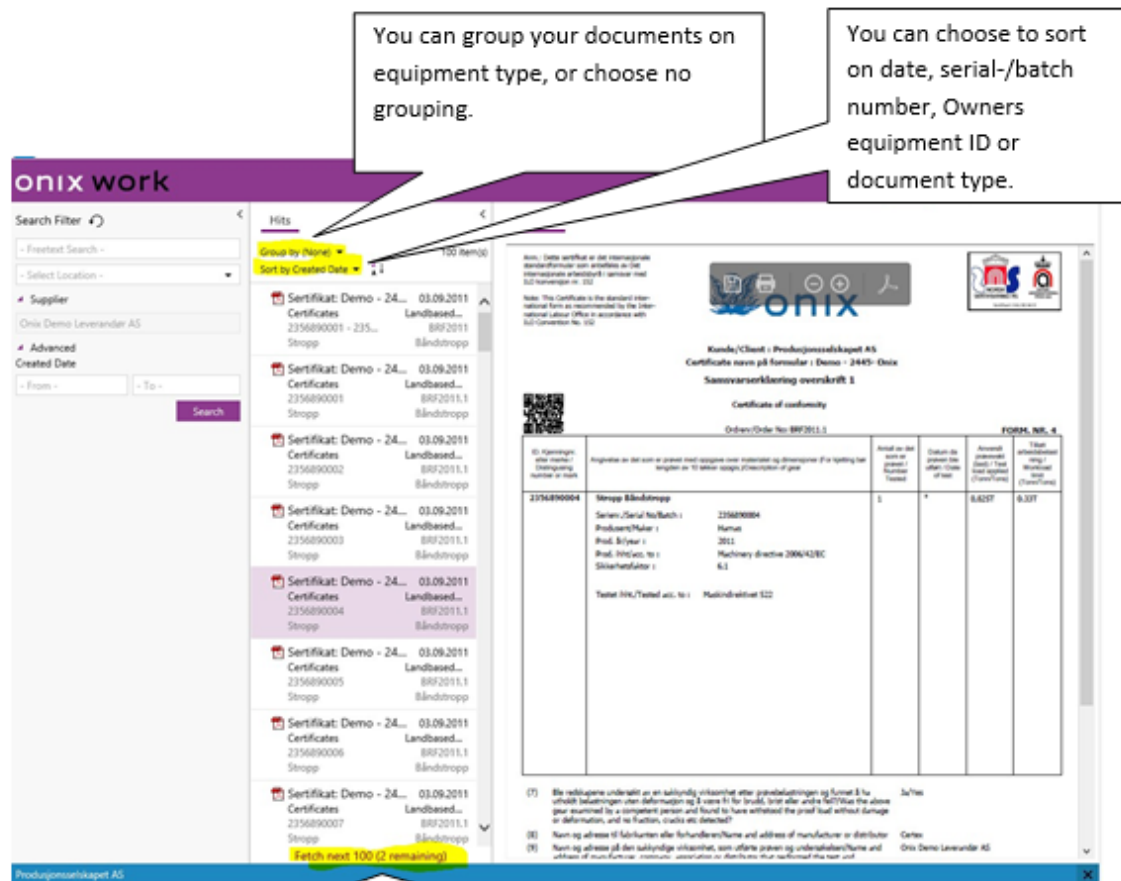


- To open a document, you click the row in your search. Here you can save or print PDF files directly from the browser

WSS ROPE CERTIFICATE PORTAL

Instructions for use

5. Other functions from your search list:



You can group your documents on equipment type, or choose no grouping.

You can choose to sort on date, serial-/batch number, Owners equipment ID or document type.

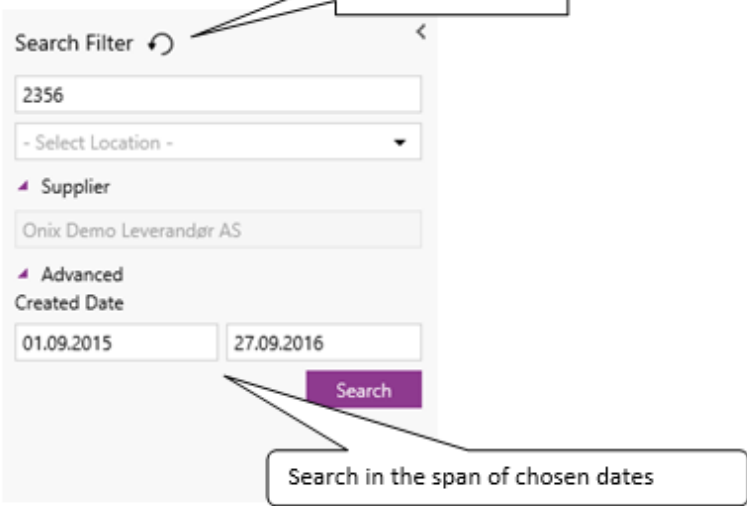
Fetch next 100 (2 remaining)

Document ID	Equipment Type	Date
Sertifikat: Demo - 24...	Certificates	03.09.2011
2356890001	Landbased...	03.09.2011
2356890001	Landbased...	03.09.2011
2356890002	Landbased...	03.09.2011
2356890002	Landbased...	03.09.2011
2356890003	Landbased...	03.09.2011
2356890003	Landbased...	03.09.2011
2356890004	Landbased...	03.09.2011
2356890004	Landbased...	03.09.2011
2356890005	Landbased...	03.09.2011
2356890005	Landbased...	03.09.2011
2356890006	Landbased...	03.09.2011
2356890006	Landbased...	03.09.2011
2356890007	Landbased...	03.09.2011
2356890007	Landbased...	03.09.2011

Order/Order No.	Serial/Batch	Model	Year	Manufacturer	Machine directive	Serial No.	Machine type
2356890004	Stropp Båndstropp	2356890004	2011	Marus	2006/42/EC	6.1	

For effectivity, 100 random documents are displayed in the list. Search Filter is used to find the documents you are looking for. To see more documents, choose "Fetch next 100".

Reset your search



Search Filter

2356

- Select Location -

Supplier
Onix Demo Leverandør AS

Advanced
Created Date
01.09.2015 27.09.2016

Search

Search in the span of chosen dates

WSS ROPE CERTIFICATE PORTAL

Instructions for use

6. You can also find particular documents by entering known details in the “Freetext Search” you can then click “Search” to find particular WSS orders or rope serial numbers.
 - a. (WSS Orders) for example: “O11043285” – always 1 x character letter and 8 x digits
 - b. (Old Timm Marine Orders) for example: “120127” – using the original 6 digit Timm order number
 - c. (Rope serial numbers) for example: “1469297611” – always 10 digits