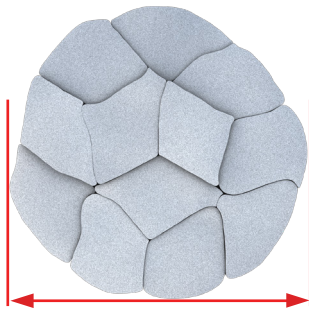


Timm™ Chafe Guard PRO


Timm™ Chafe Guard PRO is designed to protect ropes from surface abrasion with steel surfaces such as chocks and leads. It consists of a protective jacket with durable Velcro lining, one meter Velcro fixing lines at each end, and two eye grips.

Installation manual

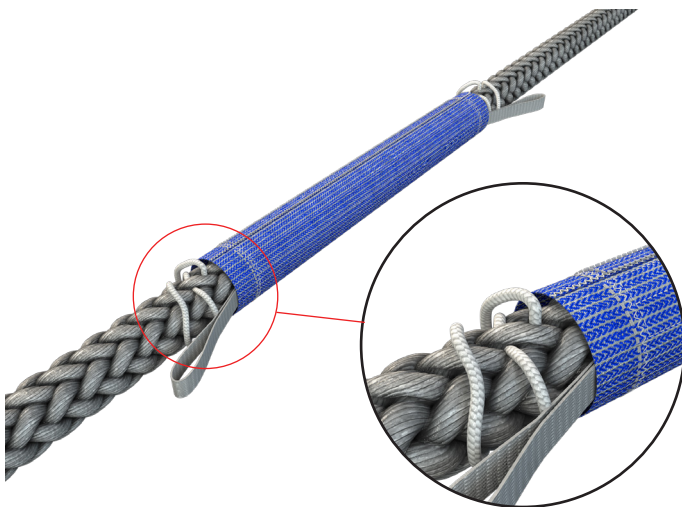
- 1 Choose the rope area you want to wrap with the Chafe Guard PRO.



Rope diameter:
 "L" size 38mm - 54mm
 "S" size 24mm - 36mm



- 2 Use the correct Chafe Guard PRO size for the rope diameter.
- 3 Wrap the Chafe Guard PRO around the mooring rope for protection.



- 4 Installation is done by wrapping the Chafe Guard PRO around the mooring rope and securing it using the Velcro linings.
- 5 Tighten the Chafe Guard PRO by using both fixing lines located in each end. The stiff eye grips in each end can be used for easy adjustment and handling of the Chafe Guard PRO.